
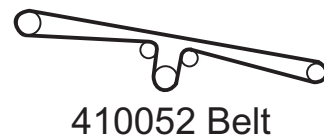
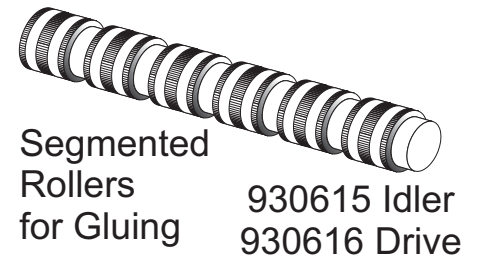
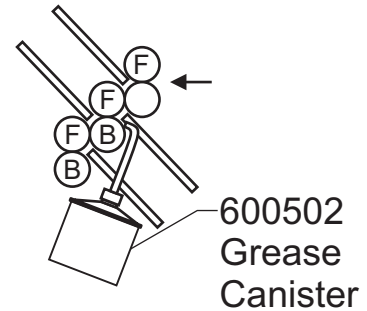
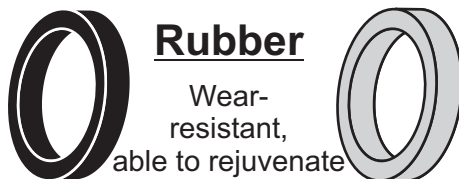


Pos.	KEPES #	Main Drive Roller	Qty
1	600843	Cap	1
2	600504	2 pc thrust spacer	2
3	612094	Spacer	1
4	612181	Spacer	1
5	930306	Drive roller double handwheel, 13 bands	1
6	200231	Bearing	12
7	811136	Broached washer	6
8	811134	Washer w/tab on ID	6
9	930304	Idler roller 13 bands (B)	2
9	930305	Idler roller 12 bands (F)	3
10	690005	Spring - Extension	10
11	600733	Hanger pin	10
12	390040	Spring - Compression	2



We have provided the common replacement parts needed when replacing or remanufacturing your rollers on this page. For a complete parts book for your TI36 (T36.2) [www.kepes.com](http://www.kepes.com) 262-652-7889

### Synthetic Material Choices for Your Rollers



#### Rubber

Wear-resistant, able to rejuvenate



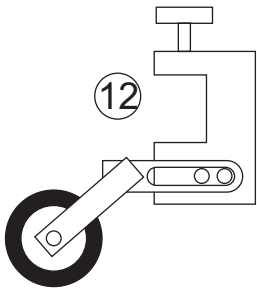
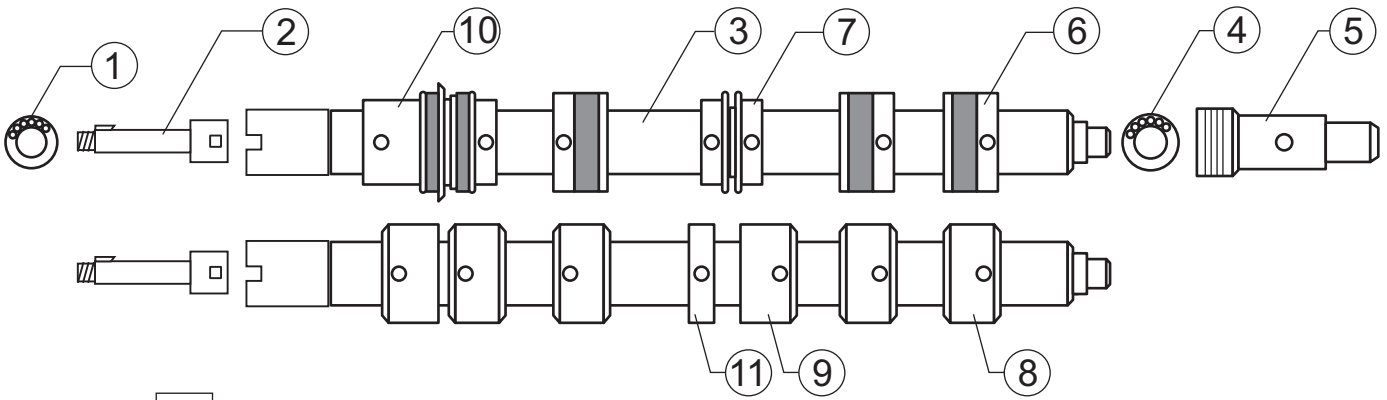
#### Foam

For aqueous coatings



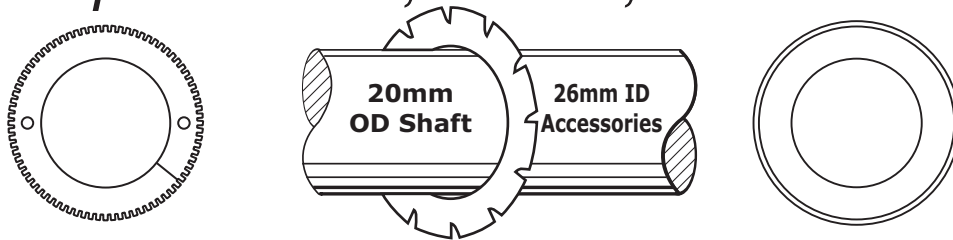
#### Urethane

Durable, chemical resistant



Pos.	KEPES #	Description	Qty
1	200002	Bearing, drive side	4
2	730082	Drive shafts	2
3	730085	Slittershaft, T36	2
4	200010	Bearing, idler side	2
5	600747	Bearing holder	2
6	407560	Transport collar, with rubber	
7	407609	Blade holder, narrow	
8	407562	Transport collar, steel	
9	407561	Counter knife, standard, single sided	
10	407564	Center trim, complete	
11	407606	Counter knife, narrow, double sided	
12	600722	Ejector wheel, complete	

*For perforators, slitters, and scores;*



[kepesparts.com](http://kepesparts.com)

***Helpful Hints - While installing your rollers, be sure to check:***

- Fold plate and deflector settings
- “Zero” the roller tension settings
- Check drive belts and pulleys for wear
- Inspect in-feed guide and belt for wear
- Clean or replace air pump filters (and vanes if applicable)
- Inspect electrical connections between units
- Inspect and clean the suction valve and wheel
- Check transport collars for wear, recover or replace if needed

For instruction on how to check these items  
or if you have any other questions, call 262-652-7889